



EST. 1989

5510 W THORPE RD

SPOKANE/WASHINGTON/99224

wemcoinc.com

DESIGN & ENGINEERING

PROJECT MANAGEMENT

FABRICATION

MACHINING

SANDBLASTING & PAINT

QUALITY ASSURANCE & INSPECTION

ASSEMBLY & INSTALLATION

CRANE SERVICE & INSPECTION

RIGGING INSPECTION & SALES

AUTHORIZED DISTRIBUTOR FOR ALL MAJOR CRANE & HOIST MANUFACTURERS



# 35 YEARS

- AS9100 CERTIFIED QUALITY MANAGEMENT SYSTEM
- WOMAN OWNED SMALL BUSINESS
- NCCCO CERTIFIED CRANE INSPECTORS
- AWS CERTIFIED FABRICATORS
- AMPP SSPC QP-3 CERTIFIED CONTRACTOR

NCCCO CERTIFIED CRANE  
INSPECTORS




SSPC QP-3 CERTIFIED  
PROTECTIVE COATINGS CONTRACTOR



AS9100 • ISO9000  
CERTIFIED QUALITY MANAGEMENT SYSTEM



On behalf of all of us here at Erickson, I am extending an overwhelming THANK YOU to WEMCO's entire team involved with our, critically important, Composite Main Rotor Blade Mold Assembly "Integral Trim Tab" modification project. The professionalism, urgency, flexibility, and workmanship of the entire crew involved was EXCEPTIONAL and was exactly what was required for such a critical, tedious, and complicated machining and modification project. It was and is greatly appreciated.



ERICKSON

TIM FRAZIER, PROJECT ENGINEER

## Contents

2	CERTIFICATIONS
3	CRANES & LIFTING SYSTEMS
4	PRECISION MACHINING
5	FABRICATION & METROLOGY
6	EQUIPMENT INSPECTION & LOAD TESTING

## SPECIALIZING IN PRODUCTIVITY ENHANCING SOLUTIONS

- AUTOMATED AEROSPACE TOOLING
- OVERHEAD CRANES AND SPECIALTY LIFTING SYSTEMS
- MATERIAL HANDLING AND PROCESSING EQUIPMENT
- MINING AND PROCESSING PLANTS
- EQUIPMENT UPGRADES AND REFURBISHMENT
- SELF-PROPELLED HARVESTERS
- AGRICULTURAL EQUIPMENT



## DESIGN • MANUFACTURING • INSTALLATION

### GANTRY CRANES

- SINGLE LEG, DOUBLE LEG, STATIONARY, WHEEL GUIDED
- MANUAL, ELECTRIC
- CAPACITY FROM 1/4 TON TO 450 TONS

### BRIDGE CRANES

- TOP RUNNING, UNDERHUNG, FREESTANDING
- MULTI END TRUCK CEILING MOUNTED SYSTEMS
- SINGLE GIRDER, DOUBLE GIRDER, BOX GIRDER
- CAPACITY FROM 1/4 TON TO 600 TONS

### JIB CRANES


- FREESTANDING, WALL MOUNTED
- CAPACITY FROM 1/4 TO 10 TONS

### MONORAIL CRANE SYSTEMS

- MONORAIL CHAIN CONVEYERS
- COMPLETE AUTOMATED PAINT LINE SYSTEMS

### CRANE REHAB & UPGRADES

- REHABILITATION TO IMPROVE PERFORMANCE AND SAFETY
- REMOVAL OF OLD CRANES, RAIL EVALUATION AND REPAIR
- CONTROL SYSTEM UPDATES
- HOIST REPAIR OR REPLACEMENT
- LEAD AND ASBESTOS ABATEMENT
- FIELD AND FACTORY REPAINTING










# precision machining

## TURNING CAPACITY

**86,000 LB** **9.4 FT** **20 FT**  
WEIGHT SWING LENGTH

- HWACHEON MEGA 110 LATHE • MAZAK POWER MASTER LATHE •
- FARREL CNC LATHE • HAAS TL3 LATHE • HWACHEON HT450 •




- MITSUBISHI MVR & MVB BRIDGE MILLS • HWACHEON H8 • UNION HORIZONTAL MILL •
- AEROPLANNER MILL • HWACHEON VESTA VERTICAL MILLS • WALDRICH SIEGEN BRIDGE MILL •


## MILLING CAPACITY

**21 FT** **60 FT** **21 FT**  
WIDTH LENGTH HEIGHT

The full range of boring, milling, drilling and tapping operations can be performed on 5 sides of any part using our right angle head spindle unit. This decreases setup times and improves accuracy.



# fabrication





AWS CERTIFIED FABRICATORS WITH UNMATCHED FITTING CAPABILITIES AND EXTENSIVE EXPERIENCE IN MIG, TIG, FLUX-CORED, AND PLASMA ARC WELDING.



WEMCO fabricators create the finest products in the industry due to constant focus on material preparation, inter-pass temperatures, and precise welds. Regardless of what they are fabricating, their attention to detail and workmanship is always evident.

14 FULL SERVICE WELDING STATIONS WITH WORK STATION & BRIDGE CRANES TO HANDLE ANY SIZE JOB.

# quality assurance • metrology




**Leica Laser Trackers** • up to 40 meters of precision measurement • capable of accurate measurement in the field and in the shop

**Mitutoyo Crysta Apex CMM** • with 36" x 72" of usable granite surface with accuracy of .0002"

**Hexagon Romer Arms** • portable CMMs enable complex in-process inspection, accurate on-machine final inspection, and efficient reverse engineering






# equipment inspection



Annual inspection includes evaluation of everything from the motors, brakes, controls, bearings, all the way down to the rail sweeps and end stops.

We also perform rigging inspection on chain slings, synthetic slings, master links, hooks, and shackles. Our rigging inspectors can provide cost-effective recommendations for money-saving repairs or high-quality replacements on any damaged rigging.



## load testing

**Load testing up to 450 Tons**

Load testing must be completed before a crane is put into service. Whether it's new, used, or refurbished equipment, WEMCO can perform the necessary load testing to ensure product safety.



certified load testing